

**RESOLUTION NO. 4387-1596**

**A RESOLUTION OF THE MAYOR AND COUNCIL OF THE CITY OF PRESCOTT, YAVAPAI COUNTY, ARIZONA, ADOPTING A TENTATIVE BUDGET, ADOPTING THE ESTIMATED AMOUNTS REQUIRED TO MEET THE PUBLIC EXPENSES FOR THE CITY OF PRESCOTT FOR THE FISCAL YEAR 2018, AUTHORIZING AND DIRECTING PUBLICATION OF STATEMENTS AND SCHEDULES OF THE TENTATIVE BUDGET, TOGETHER WITH NOTICE OF HEARING ON SAID BUDGET AND NOTICE OF DATE OF FINAL ADOPTION OF SAID BUDGET, AND NOTICE OF DATE OF ESTABLISHMENT OF THE EXPENDITURE LIMITATION, AND NOTICE OF THE DATE FOR FIXING A TAX LEVY**

**ENACTMENTS:**

NOW, THEREFORE, BE IT RESOLVED BY THE MAYOR AND COUNCIL OF THE CITY OF PRESCOTT AS FOLLOWS:

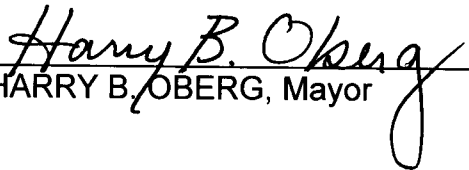
SECTION 1. THAT the statements and schedules attached are hereby adopted as the estimated amounts required to meet the public expenses for the City of Prescott and as the tentative budget for the Fiscal Year 2018. Copies of said statements and schedules have been distributed to the Council and are on file in the office of the City Manager. Said copies are attached hereto for the purpose of publication only, except that they are hereby ordered to be entered into the minutes of the City Council of the City of Prescott.

SECTION 2. THAT the Clerk is hereby authorized and directed to publish in the manner prescribed by law, the attached schedule A as said tentative budget, together with a copy of this Resolution as notice of the meetings of the City Council, to wit:

- A. That the City Council will meet on the 27th day of June, 2017, at 3:00 P.M., in the Council Chambers of the Municipal Offices Building, 201 South Cortez Street, Prescott, Arizona, at a Regular Meeting to hold a public hearing when and where any citizen may appear and be heard or submit written comments in favor of or against any proposed use within the budget, expenditure limitation, or the tax levy; at said time and place or after said hearing for the purpose of finally adopting the budget and establishment of the expenditure limitation for the fiscal year 2018 for the City of Prescott. The proposed budget may be examined on weekdays at 201 South Cortez Street, Prescott, Arizona, between 8:00 A.M. and 5:00 P.M.
- B. That the City Council will further meet at a Regular Meeting on the 11th day of July, 2017, at 3:00 P.M. in the Council Chambers of the Municipal Building, 201 South Cortez Street, Prescott, Arizona, for the purpose of adopting the property tax levy for Fiscal Year 2018 for the City of Prescott.

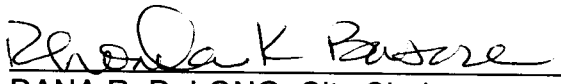
SECTION 3. THAT money from any fund may be used for any of these appropriations except money specifically restricted by State Law, City Charter, codes, ordinance, or resolution.


PASSED and ADOPTED by the Mayor and Council of the City of Prescott, Arizona, on this 15th day of June, 2017.

  
HARRY B. OBERG, Mayor

ATTEST:

APPROVED AS TO FORM:

  
DANA R. DeLONG, City Clerk  
*Interim*

  
JON M. PALADINI, City Attorney

**OFFICIAL BUDGET FORMS**

**CITY OF PRESCOTT**

**Fiscal Year 2018**

**CITY OF PRESCOTT**  
**TABLE OF CONTENTS**  
**Fiscal Year 2018**

Schedule A—Summary Schedule of Estimated Revenues and Expenditures/Expenses

Schedule B—Tax Levy and Tax Rate Information

Schedule C—Revenues Other Than Property Taxes

Schedule D—Other Financing Sources/<Uses> and Interfund Transfers

Schedule E—Expenditures/Expenses by Fund

Schedule F—Expenditures/Expenses by Department (as applicable)

Schedule G—Full-Time Employees and Personnel Compensation



**CITY OF PRESCOTT**  
**Tax Levy and Tax Rate Information**  
**Fiscal Year 2018**

	<b>2017</b>	<b>2018</b>
1. Maximum allowable primary property tax levy. A.R.S. §42-17051(A)	\$ 1,684,903	\$ 1,743,920
2. Amount received from primary property taxation in the <b>current year</b> in excess of the sum of that year's maximum allowable primary property tax levy. A.R.S. §42-17102(A)(18)	\$	
3. Property tax levy amounts		
A. Primary property taxes	\$ 1,684,903	\$ 1,709,975
B. Secondary property taxes	41,000	
C. Total property tax levy amounts	\$ 1,725,903	\$ 1,709,975
4. Property taxes collected*		
A. Primary property taxes		
(1) <b>Current</b> year's levy	\$ 1,642,780	
(2) Prior years' levies	39,913	
(3) Total primary property taxes	\$ 1,682,693	
B. Secondary property taxes		
(1) <b>Current</b> year's levy	\$ 39,975	
(2) Prior years' levies	1,875	
(3) Total secondary property taxes	\$ 41,850	
C. Total property taxes collected	\$ 1,724,543	
5. Property tax rates		
A. City/Town tax rate		
(1) Primary property tax rate	0.2953	0.2821
(2) Secondary property tax rate	0.0072	
(3) Total city/town tax rate	0.3025	0.2821
B. Special assessment district tax rates		

Secondary property tax rates - As of the date the proposed budget was prepared, the city/town was operating 0 special assessment districts for which secondary property taxes are levied. For information pertaining to these special assessment districts and their tax rates, please contact the city/town.

\* Includes actual property taxes collected as of the date the proposed budget was prepared, plus estimated property tax collections for the remainder of the fiscal year.

**CITY OF PRESCOTT**  
**Revenues Other Than Property Taxes**  
**Fiscal Year 2018**

SOURCE OF REVENUES	ESTIMATED REVENUES 2017	ACTUAL REVENUES* 2017	ESTIMATED REVENUES 2018
<b>GENERAL FUND</b>			
<b>Local taxes</b>			
Privilege and Use Tax	\$ 14,900,000	\$ 15,400,000	\$ 15,400,000
Franchise Taxes	1,630,000	1,640,000	1,660,000
<b>Intergovernmental</b>			
State	9,074,554	9,074,554	9,241,251
County	3,066,662	3,066,522	3,289,562
Local Jurisdictions	1,770,287	2,047,246	2,547,446
<b>Other Revenues</b>			
Licenses and permits	1,063,600	855,150	854,250
Charges for services	1,630,400	1,743,480	1,773,520
Fines and forfeits	415,900	395,100	418,400
Interest on investments	190,300	70,300	140,300
Miscellaneous	41,000	41,000	42,000
<b>Total General Fund</b>	<b>\$ 33,782,703</b>	<b>\$ 34,333,352</b>	<b>\$ 35,366,729</b>
<b>SPECIAL REVENUE FUNDS</b>			
<b>Streets</b>			
Streets Privilege Tax	\$ 14,300,000	\$ 14,800,000	\$ 14,800,000
Intergovernmental - State (Highway Users Rev)	3,349,275	3,349,275	3,461,595
Intergovernmental - County	1,050,000	600,000	1,475,000
Charges for services	375,000	356,000	236,000
Interest Earned	150,000	20,000	20,000
Miscellaneous	276,098	265,000	265,000
<b>Total Streets and Open Space Fund</b>	<b>\$ 19,500,373</b>	<b>\$ 19,390,275</b>	<b>\$ 20,257,595</b>
<b>Transient Occupancy Tax</b>			
Transient Occupancy Tax	\$ 820,000	\$ 880,000	\$ 880,000
Miscellaneous	72,000	72,000	71,000
<b>Total Transient Occupancy Tax</b>	<b>\$ 892,000</b>	<b>\$ 952,000</b>	<b>\$ 951,000</b>
<b>Impact Fee Funds</b>			
Charges for Services	\$ 24,359	\$ 24,359	\$ 25,000
Interest	18,400	18,000	18,000
<b>Total Impact Fee Funds</b>	<b>\$ 42,759</b>	<b>\$ 42,359</b>	<b>\$ 43,000</b>
<b>Grant Funds</b>			
Miscellaneous Grants	\$ 7,089,949	\$ 1,342,214	\$ 4,293,670
<b>Total Grant Funds</b>	<b>\$ 7,089,949</b>	<b>\$ 1,342,214</b>	<b>\$ 4,293,670</b>
<b>Trust Funds</b>			
Gifts and Donations	\$ 140,000	\$ 138,694	\$ 50,605
Interest Earned	5,000	5,000	5,000
<b>Total Gift Trust Fund</b>	<b>\$ 145,000</b>	<b>\$ 143,694</b>	<b>\$ 55,605</b>
<b>Total Special Revenue Funds</b>	<b>\$ 27,670,081</b>	<b>\$ 21,870,542</b>	<b>\$ 25,600,870</b>

\* Includes actual revenues recognized on the modified accrual or accrual basis as of the date the proposed budget was prepared, plus estimated revenues for the remainder of the fiscal year.

**CITY OF PRESCOTT**  
**Revenues Other Than Property Taxes**  
**Fiscal Year 2018**

SOURCE OF REVENUES	ESTIMATED REVENUES 2017	ACTUAL REVENUES* 2017	ESTIMATED REVENUES 2018
<b>DEBT SERVICE FUNDS</b>			
Special Assessments	\$ 5,045	\$ 5,045	\$ 5,045
Interest Earned	1,243	1,243	686
<b>Total Debt Service Funds</b>	<b>\$ 6,288</b>	<b>\$ 6,288</b>	<b>\$ 5,731</b>
<b>ENTERPRISE FUNDS</b>			
<b>Water</b>			
Intergovernmental	\$ 376,734	\$ 376,734	\$ 395,205
Charges for services	17,915,284	16,660,284	16,997,000
Impact fees	1,085,381	995,000	1,076,990
Interest	165,000	85,500	165,000
Miscellaneous	39,500	55,450	39,500
<b>Total Water Funds</b>	<b>\$ 19,581,899</b>	<b>\$ 18,172,968</b>	<b>\$ 18,673,695</b>
<b>Wastewater</b>			
Charges for services	\$ 12,681,000	\$ 12,419,020	\$ 12,961,000
Impact fees	937,467	821,800	1,088,500
Interest	102,306	12,805	100,000
Miscellaneous		7,068	
<b>Total Wastewater Funds</b>	<b>\$ 13,720,773</b>	<b>\$ 13,260,693</b>	<b>\$ 14,149,500</b>
<b>Solid Waste</b>			
Charges for services	\$ 6,860,000	\$ 6,827,600	\$ 7,189,100
Interest	30,000	30,000	30,000
Miscellaneous	34,620	49,100	11,600
<b>Total Solid Waste Fund</b>	<b>\$ 6,924,620</b>	<b>\$ 6,906,700</b>	<b>\$ 7,230,700</b>
<b>Golf Course</b>			
Charges for services	\$ 3,103,531	\$ 3,044,043	\$ 3,057,935
Miscellaneous	300,000		300,000
<b>Total Golf Course Fund</b>	<b>\$ 3,403,531</b>	<b>\$ 3,044,043</b>	<b>\$ 3,357,935</b>
<b>Airport</b>			
Intergovernmental - grants	\$ 1,884,703	\$ 1,170,535	\$ 3,127,700
Charges for services	1,486,980	1,487,273	1,509,840
Miscellaneous	3,600	6,070	4,700
<b>Total Airport Fund</b>	<b>\$ 3,375,283</b>	<b>\$ 2,663,878</b>	<b>\$ 4,642,240</b>
<b>Total Enterprise Funds</b>	<b>\$ 47,006,106</b>	<b>\$ 44,048,282</b>	<b>\$ 48,054,070</b>
<b>INTERNAL SERVICE FUNDS</b>			
Fleet Maintenance	\$ 1,900,000	\$ 2,182,902	\$ 2,518,764
Risk Management	960,000	960,000	970,000
Engineering	2,304,658	1,950,315	2,071,499
Facilities Maintenance	1,541,243	1,541,243	1,667,024
<b>Total Internal Service Funds</b>	<b>\$ 6,705,901</b>	<b>\$ 6,634,460</b>	<b>\$ 7,227,287</b>
<b>TOTAL ALL FUNDS</b>	<b>\$ 115,171,079</b>	<b>\$ 106,892,924</b>	<b>\$ 116,254,687</b>

\* Includes actual revenues recognized on the modified accrual or accrual basis as of the date the proposed budget was prepared, plus estimated revenues for the remainder of the fiscal year.



**CITY OF PRESCOTT**  
**Other Financing Sources/<Uses> and Interfund Transfers**  
**Fiscal Year 2018**

<b>FUND</b>	<b>OTHER FINANCING 2018</b>		<b>INTERFUND TRANSFERS 2018</b>	
	<b>SOURCES</b>	<b>&lt;USES&gt;</b>	<b>IN</b>	<b>&lt;OUT&gt;</b>
<b>GENERAL FUND</b>				
General Fund	\$	\$	45,000	\$
Airport				697,911
Grants				389,683
<b>Total General Fund</b>	\$	\$	45,000	\$ 1,087,594
<b>SPECIAL REVENUE FUNDS</b>				
Transient lodging tax	\$	\$	\$	65,000
Grants			389,683	
<b>Total Special Revenue Funds</b>	\$	\$	389,683	\$ 65,000
<b>ENTERPRISE FUNDS</b>				
Wastewater	\$ 8,600,000	\$	\$	\$
Airport			717,911	
Golf Course	500,000			
<b>Total Enterprise Funds</b>	\$ 9,100,000	\$	\$ 717,911	\$
<b>INTERNAL SERVICE FUNDS</b>				
Fleet Maintenance	\$ 2,836,713	\$	\$	\$
<b>Total Internal Service Funds</b>	\$ 2,836,713	\$	\$	\$
<b>TOTAL ALL FUNDS</b>	\$ 11,936,713	\$	\$ 1,152,594	\$ 1,152,594

**CITY OF PRESCOTT**  
**Expenditures/Expenses by Fund**  
**Fiscal Year 2018**

<b>FUND/DEPARTMENT</b>	<b>ADOPTED BUDGETED EXPENDITURES/ EXPENSES 2017</b>	<b>EXPENDITURE/ EXPENSE ADJUSTMENTS APPROVED 2017</b>	<b>ACTUAL EXPENDITURES/ EXPENSES* 2017</b>	<b>BUDGETED EXPENDITURES/ EXPENSES 2018</b>
<b>GENERAL FUND</b>				
City Council	\$ 47,343	\$	\$ 46,334	\$ 43,166
City Clerk	111,261		95,398	133,404
City Court	609,675		517,925	637,197
City Manager	253,568	355,882	403,537	348,386
Legal	299,589		284,214	245,393
Budget & Finance	733,301		381,286	481,344
Economic Initiatives	355,882	(355,882)		
Community Development	1,357,038		1,155,641	1,728,854
Recreation Services	3,186,408	2,000,000	5,070,283	3,751,346
Library	2,231,555		2,162,911	2,219,351
Police Department	12,848,765		12,536,601	13,470,672
Fire Department	9,628,268	500,000	10,065,180	10,873,553
Regional Communications	2,417,182		1,694,246	2,931,948
Field and Facilities	1,146,739	(1,146,739)		
Non-departmental	382,428		382,428	1,731,390
<b>Total General Fund</b>	<b>\$ 35,609,002</b>	<b>\$ 1,353,261</b>	<b>\$ 34,795,984</b>	<b>\$ 38,596,004</b>
<b>SPECIAL REVENUE FUNDS</b>				
<b>Streets</b>				
Field and Facilities	\$ 4,954,128	\$ (4,954,128)	\$	\$
Public Works	35,084,701	4,954,128	23,228,562	33,129,149
Recreation Services	3,972,493		170,239	3,979,825
<b>Total Streets</b>	<b>\$ 44,011,322</b>	<b>\$</b>	<b>\$ 23,398,801</b>	<b>\$ 37,108,974</b>
<b>Transient Occupancy Tax</b>				
Economic Initiatives	\$ 1,090,222	\$ (1,090,222)	\$	\$
City Manager		1,090,222	796,337	1,228,848
Recreation Services	70,000		40,000	130,500
<b>Total Transient Occupancy Tax</b>	<b>\$ 1,160,222</b>	<b>\$</b>	<b>\$ 836,337</b>	<b>\$ 1,359,348</b>
<b>Impact Fees</b>				
Fire Department	\$	\$ 85,000	\$ 75,000	\$ 75,000
Recreation Services				161,000
<b>Total Impact Fees</b>	<b>\$</b>	<b>\$ 85,000</b>	<b>\$ 75,000</b>	<b>\$ 236,000</b>
<b>Grants</b>				
City Court	\$ 29,000	\$	\$ 29,000	\$ 26,000
Economic Initiatives	350,000	(350,000)		
Community Development	464,693		177,439	505,444
Library	100,000	(100,000)		
Police Department	1,792,425	(1,090,000)	455,939	492,838
Fire Department	3,517,177	(2,475,000)	490,509	1,164,935
Public Works	1,300,000	(1,053,261)		
Non-departmental		3,430,000	109,680	2,481,153
<b>Total Grants</b>	<b>\$ 7,553,295</b>	<b>\$ (1,638,261)</b>	<b>\$ 1,262,567</b>	<b>\$ 4,670,370</b>
<b>Trust Funds</b>				
City Council	\$ 8,253	\$	\$	\$ 565
Community Development	5,284		5,000	6,000
Recreation Services	90,405		22,816	51,763
Library	89,167		80,136	40,494
Police Department	53,877		44,802	56,450
Fire Department	18,098		14,944	16,824
<b>Total Trust Funds</b>	<b>\$ 265,084</b>	<b>\$</b>	<b>\$ 167,698</b>	<b>\$ 172,096</b>
<b>PSPRS Dedicated Tax</b>				
Non-departmental	\$	\$	\$	\$ 6,000,000
<b>PSPRS Fund</b>	<b>\$</b>	<b>\$</b>	<b>\$</b>	<b>\$ 6,000,000</b>
<b>Total Special Revenue Funds</b>	<b>\$ 52,989,923</b>	<b>\$ (1,553,261)</b>	<b>\$ 25,740,403</b>	<b>\$ 49,546,788</b>

**CITY OF PRESCOTT  
Expenditures/Expenses by Fund  
Fiscal Year 2018**

<b>FUND/DEPARTMENT</b>	<b>ADOPTED BUDGETED EXPENDITURES/ EXPENSES 2017</b>	<b>EXPENDITURE/ EXPENSE ADJUSTMENTS APPROVED 2017</b>	<b>ACTUAL EXPENDITURES/ EXPENSES* 2017</b>	<b>BUDGETED EXPENDITURES/ EXPENSES 2018</b>
<b>DEBT SERVICE FUNDS</b>				
Non-departmental	\$ 193,488	\$	\$ 193,488	\$ 5,731
<b>ENTERPRISE FUNDS</b>				
<b>Water</b>				
City Manager	\$ 2,165,024	\$	\$ 1,708,816	\$ 3,900,784
Budget & Finance	198,703		195,109	219,761
Public Works	28,266,388		14,601,377	43,272,863
<b>Total Water</b>	<b>\$ 30,630,115</b>	<b>\$</b>	<b>\$ 16,505,302</b>	<b>\$ 47,393,408</b>
<b>Wastewater</b>				
Public Works	\$ 23,682,254	\$	\$ 15,378,578	\$ 23,967,061
<b>Total Wastewater</b>	<b>\$ 23,682,254</b>	<b>\$</b>	<b>\$ 15,378,578</b>	<b>\$ 23,967,061</b>
<b>Solid Waste</b>				
Field and Facilities	\$ 8,142,008	\$ (8,142,008)	\$	\$
Public Works		8,142,008	8,138,536	9,069,615
<b>Total Solid Waste</b>	<b>\$ 8,142,008</b>	<b>\$</b>	<b>\$ 8,138,536</b>	<b>\$ 9,069,615</b>
<b>Golf Course</b>				
Recreation Services	\$ 1,458,968	\$	\$ 1,412,154	\$ 2,098,973
Non-Departmental	2,030,252		1,769,321	2,079,141
<b>Total Golf Course</b>	<b>\$ 3,489,220</b>	<b>\$</b>	<b>\$ 3,181,475</b>	<b>\$ 4,178,114</b>
<b>Airport</b>				
Fire Department	\$ 504,993	\$	\$ 501,557	\$ 588,393
Economic Initiatives	3,809,899	(3,809,899)		
Airport		3,809,899	2,946,886	4,771,758
<b>Total Airport</b>	<b>\$ 4,314,892</b>	<b>\$</b>	<b>\$ 3,448,443</b>	<b>\$ 5,360,151</b>
<b>Total Enterprise Funds</b>	<b>\$ 70,258,489</b>	<b>\$</b>	<b>\$ 46,652,334</b>	<b>\$ 89,968,349</b>
<b>INTERNAL SERVICE FUNDS</b>				
<b>Fleet Maintenance</b>				
Field and Facilities	\$ 3,034,208	\$ (3,034,208)	\$	\$
Recreation Services		3,034,208	2,666,223	6,065,477
<b>Risk Management</b>				
Legal	1,265,100		1,142,320	1,090,100
<b>Engineering</b>				
Public Works	2,304,658		1,950,315	2,071,499
<b>Facilities Maintenance</b>				
Field and Facilities	1,633,893	(1,633,893)		
Recreation Services		1,833,893	1,823,217	1,509,303
<b>Total Internal Service Funds</b>	<b>\$ 8,237,859</b>	<b>\$ 200,000</b>	<b>\$ 7,582,075</b>	<b>\$ 10,736,379</b>
<b>TOTAL ALL FUNDS</b>	<b>\$ 167,288,761</b>	<b>\$</b>	<b>\$ 114,964,284</b>	<b>\$ 188,853,251</b>

\* Includes actual expenditures/expenses recognized on the modified accrual or accrual basis as of the date the proposed budget was prepared, plus estimated expenditures/expenses for the remainder of the fiscal year.

**CITY OF PRESCOTT**  
**Expenditures/Expenses by Department**  
**Fiscal Year 2018**

DEPARTMENT/FUND	ADOPTED BUDGETED EXPENDITURES/ EXPENSES 2017	EXPENDITURE/ EXPENSE ADJUSTMENTS APPROVED 2017	ACTUAL EXPENDITURES/ EXPENSES* 2017	BUDGETED EXPENDITURES/ EXPENSES 2018
<b>Airport</b>				
Airport	\$	3,809,899	\$ 2,946,886	\$ 4,771,758
<b>Budget &amp; Finance Total</b>	<b>\$</b>	<b>3,809,899</b>	<b>\$ 2,946,886</b>	<b>\$ 4,771,758</b>
<b>Budget &amp; Finance</b>				
General Fund	\$ 733,301	\$	\$ 381,286	\$ 481,344
Water	198,703		195,109	219,761
<b>Budget &amp; Finance Total</b>	<b>\$ 932,004</b>	<b>\$</b>	<b>\$ 576,395</b>	<b>\$ 701,105</b>
<b>City Clerk</b>				
General Fund	\$ 111,261	\$	\$ 95,398	\$ 133,404
<b>City Clerk Total</b>	<b>\$ 111,261</b>	<b>\$</b>	<b>\$ 95,398</b>	<b>\$ 133,404</b>
<b>City Council</b>				
General Fund	\$ 47,343	\$	\$ 46,334	\$ 43,166
Trust Funds	8,253			565
<b>City Council Total</b>	<b>\$ 55,596</b>	<b>\$</b>	<b>\$ 46,334</b>	<b>\$ 43,731</b>
<b>City Court</b>				
General Fund	\$ 609,675	\$	\$ 517,925	\$ 637,197
Grant Funds	29,000		29,000	26,000
<b>City Court Total</b>	<b>\$ 638,675</b>	<b>\$</b>	<b>\$ 546,925</b>	<b>\$ 663,197</b>
<b>City Manager</b>				
General Fund	\$ 253,568	\$ 355,882	\$ 403,537	\$ 348,386
Water	2,165,024		1,708,816	3,900,784
Transient Occupancy Tax		1,090,222	796,337	1,228,848
<b>City Manager Total</b>	<b>\$ 2,418,592</b>	<b>\$ 1,446,104</b>	<b>\$ 2,908,690</b>	<b>\$ 5,478,018</b>
<b>Community Development</b>				
General Fund	\$ 1,357,038	\$	\$ 1,155,641	\$ 1,728,854
Grant Funds	464,693		177,439	505,444
Trust Funds	5,284		5,000	6,000
<b>Community Development Total</b>	<b>\$ 1,827,015</b>	<b>\$</b>	<b>\$ 1,338,080</b>	<b>\$ 2,240,298</b>
<b>Economic Initiatives</b>				
General Fund	\$ 355,882	\$ (355,882)	\$	\$
Transient Occupancy Tax	1,090,222	(1,090,222)		
Grants	350,000	(350,000)		
Airport	3,809,899	(3,809,899)		
<b>Economic Initiatives Total</b>	<b>\$ 5,606,003</b>	<b>\$ (5,606,003)</b>	<b>\$</b>	<b>\$</b>
<b>Field and Facilities</b>				
General Fund	\$ 1,146,739	\$ (1,146,739)	\$	\$
Streets	4,954,128	(4,954,128)		
Solid Waste	8,142,008	(8,142,008)		
Fleet Maintenance	3,034,208	(3,034,208)		
Facilities Maintenance	1,633,893	(1,633,893)		
<b>Field and Facilities Total</b>	<b>\$ 18,910,976</b>	<b>\$ (18,910,976)</b>	<b>\$</b>	<b>\$</b>
<b>Fire Department</b>				
General Fund	\$ 9,628,268	\$ 500,000	\$ 10,065,180	\$ 10,873,553
Grants	3,517,177	(2,475,000)	490,509	1,164,935
Impact Fee		85,000	75,000	75,000
Trust Funds	18,098		14,944	16,824
Airport	504,993		501,557	588,393
<b>Fire Department Total</b>	<b>\$ 13,668,536</b>	<b>\$ (1,890,000)</b>	<b>\$ 11,147,190</b>	<b>\$ 12,718,705</b>

**CITY OF PRESCOTT**  
**Expenditures/Expenses by Department**  
**Fiscal Year 2018**

<b>DEPARTMENT/FUND</b>	<b>ADOPTED BUDGETED EXPENDITURES/ EXPENSES 2017</b>	<b>EXPENDITURE/ EXPENSE ADJUSTMENTS APPROVED 2017</b>	<b>ACTUAL EXPENDITURES/ EXPENSES* 2017</b>	<b>BUDGETED EXPENDITURES/ EXPENSES 2018</b>
<b>Legal</b>				
General Fund	\$ 299,589	\$	\$ 284,214	\$ 245,393
Risk Management	1,265,100		1,142,320	1,090,100
<b>Legal Total</b>	<b>\$ 1,564,689</b>	<b>\$</b>	<b>\$ 1,426,534</b>	<b>\$ 1,335,493</b>
<b>Library</b>				
General Fund	\$ 2,231,555	\$	\$ 2,162,911	\$ 2,219,351
Grants	100,000	(100,000)		
Trust Funds	89,167		80,136	40,494
<b>Library Total</b>	<b>\$ 2,420,722</b>	<b>\$ (100,000)</b>	<b>\$ 2,243,047</b>	<b>\$ 2,259,845</b>
<b>Police Department</b>				
General Fund	\$ 12,848,765	\$	\$ 12,536,601	\$ 13,470,672
Grants	1,792,425	(1,090,000)	455,939	492,838
Trust Funds	53,877		44,802	56,450
<b>Police Department Total</b>	<b>\$ 14,695,067</b>	<b>\$ (1,090,000)</b>	<b>\$ 13,037,342</b>	<b>\$ 14,019,960</b>
<b>Public Works</b>				
Streets	\$ 35,084,701	\$ 4,954,128	\$ 23,228,562	\$ 33,129,149
Grants	1,300,000	(1,053,261)		
Water	28,266,388		14,601,377	43,272,863
Wastewater	23,682,254		15,378,578	23,967,061
Solid Waste		8,142,008	8,138,536	9,069,615
Engineering	2,304,658		1,950,315	2,071,499
<b>Public Works Total</b>	<b>\$ 90,638,001</b>	<b>\$ 12,042,875</b>	<b>\$ 63,297,368</b>	<b>\$ 111,510,187</b>
<b>Recreation Services</b>				
General Fund	\$ 3,186,408	\$ 2,000,000	\$ 5,070,283	\$ 3,751,346
Streets	3,972,493		170,239	3,979,825
Transient Occupancy Tax	70,000		40,000	130,500
Impact Fee				161,000
Trust Funds	90,405		22,816	51,763
Golf Course	1,458,968		1,412,154	2,098,973
Fleet Services		3,034,208	2,666,223	6,065,477
Facilities Maintenance		1,833,893	1,823,217	1,509,303
<b>Recreation Services Total</b>	<b>\$ 8,778,274</b>	<b>\$ 6,868,101</b>	<b>\$ 11,204,932</b>	<b>\$ 17,748,187</b>
<b>Regional Communications</b>				
General Fund	\$ 2,417,182	\$	\$ 1,694,246	\$ 2,931,948
<b>Regional Communications Total</b>	<b>\$ 2,417,182</b>	<b>\$</b>	<b>\$ 1,694,246</b>	<b>\$ 2,931,948</b>
<b>Non-departmental</b>				
General Fund	\$ 382,428	\$	\$ 382,428	\$ 1,731,390
Debt Service	193,488		193,488	5,731
Golf (Outsourced Operations)	2,030,252		1,769,321	2,079,141
Grants		3,430,000	109,680	2,481,153
PSPRS Dedicated Tax				6,000,000
<b>Non-department Total</b>	<b>\$ 2,606,168</b>	<b>\$ 3,430,000</b>	<b>\$ 2,454,917</b>	<b>\$ 12,297,415</b>
<b>Total All Departments</b>	<b>\$ 167,288,761</b>	<b>\$</b>	<b>\$ 114,964,284</b>	<b>\$ 188,853,251</b>

\* Includes actual expenditures/expenses recognized on the modified accrual or accrual basis as of the date the proposed budget was prepared, plus estimated expenditures/expenses for the remainder of the fiscal year.

**CITY OF PRESCOTT**  
**Full-Time Employees and Personnel Compensation**  
**Fiscal Year 2018**

FUND	Full-Time Equivalent (FTE) 2018	Employee Salaries and Hourly Costs 2018	Retirement Costs 2018	Healthcare Costs 2018	Other Benefit Costs 2018	Total Estimated Personnel Compensation 2018
<b>GENERAL FUND</b>	324.35	\$ 18,820,893	\$ 8,323,385	\$ 2,559,593	\$ 1,696,567	\$ 31,400,438
<b>SPECIAL REVENUE FUNDS</b>						
Streets and Open Space	42.40	\$ 2,360,439	\$ 267,871	\$ 406,687	\$ 364,543	\$ 3,399,540
Transient Occupancy Tax	1.00	63,492	7,302	11,073	6,138	88,005
Grants	16.00	804,756	333,303	85,544	41,565	1,265,168
Trust	0.25	7,800			1,336	9,136
<b>Total Special Revenue Funds</b>	59.65	\$ 3,236,487	\$ 608,476.00	\$ 503,304.00	\$ 413,582.00	\$ 4,761,849.00
<b>ENTERPRISE FUNDS</b>						
Water	39.80	\$ 2,179,655	\$ 249,790	\$ 358,671	\$ 223,985	\$ 3,012,101
Wastewater	37.50	2,029,650	229,815	348,689	226,931	2,835,085
Solid Waste	29.20	1,381,078	152,950	269,699	193,305	1,997,032
Golf Course	13.50	540,127	62,115	78,015	54,931	735,188
Airport	13.25	775,349	296,343	99,023	69,219	1,239,934
<b>Total Enterprise Funds</b>	133.25	\$ 6,905,859	\$ 991,013	\$ 1,154,097	\$ 768,371	\$ 9,819,340
<b>INTERNAL SERVICE FUND</b>						
Fleet Maintenance	10.90	\$ 504,557	\$ 58,025	\$ 86,219	\$ 60,212	\$ 709,013
Engineering	19.00	1,235,358	142,067	176,782	116,154	1,670,361
Facilities Maintenance	7.85	382,726	44,012	64,077	42,955	533,770
<b>Total Internal Service Fund</b>	37.75	\$ 2,122,641	\$ 244,104	\$ 327,078	\$ 219,321	\$ 2,913,144
<b>TOTAL ALL FUNDS</b>	555.00	\$ 31,085,880	\$ 10,166,978	\$ 4,544,072	\$ 3,097,841	\$ 48,894,771

See Note

**Note:** Full-Time Equivalent (FTE) includes 494.00 FTE permanent employees and estimated 61.00 FTE temporary employees.